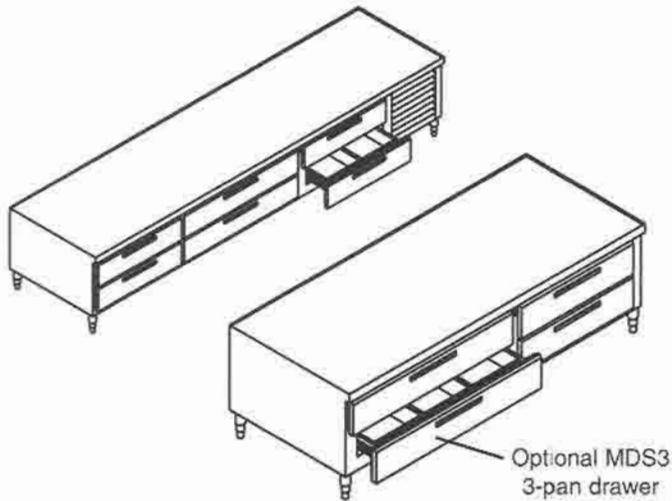




**LR MODELS**

**Low Height Cooktop Refrigerators**

PROJECT \_\_\_\_\_  
 ITEM NO. \_\_\_\_\_  
 QTY. \_\_\_\_\_  
 MODEL NO. \_\_\_\_\_



	REMOTE			SELF-CONTAINED		
	SECTIONS	DRAWERS	LENGTH	MODEL	LENGTH	MODEL
<input type="checkbox"/>	1	2	33-1/4"	LRR-02	49-1/4"	LRS-02
<input type="checkbox"/>	2	4	63"	LRR-04	79"	LRS-04
<input type="checkbox"/>	3	6	92 3/4"	LRR-06	108 3/4"	LRS-06
<input type="checkbox"/>	4	8	122 1/2"	LRR-08	138 1/2"	LRS-08

For combination doors and drawers, indicate number of each after dash, example: LRR-1-02-1 for a 3 section unit with one door on the left, two drawers in the center and one door on the right.

**STANDARD FEATURES**

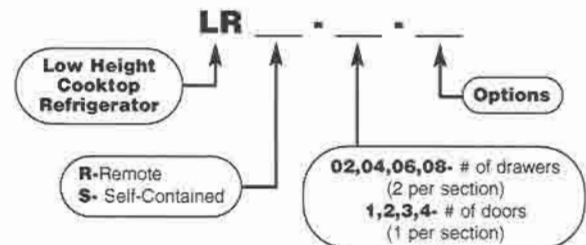
- **MONSTER DRAWER SYSTEM** - 300 lb. capacity with 14 gauge s/s track system. Tandem 2" all s/s skate wheels. Each drawer accommodates two 6" deep, 12x20" pans side-by-side.
- **ALL WELDED CONSTRUCTION**
- **TOP** - reinforced with 14 gauge integrated galvanized "U" channels and 18 gauge galvanized sub-top.
- **EXTERIOR** - exterior front and sides are 20 gauge #304 stainless steel. Back and bottom are 18 gauge galvanized.
- **INTERIOR** - liner is 20 gauge #304 stainless steel with 3/8 inch radius corners.
- **INSULATION** - 2" thick polyurethane shot-in-place foam (NO CFC's)
- **BREAKER STRIP** - Exclusive Foam-Locked breaker strip permanently installed without mechanical fasteners.
- **SELF-CONTAINED REFRIGERATION** - fully balanced hermetic condensing unit is provided with evaporator coil, TX valve, thermostat, gravity defrost system and condensate evaporator. Condensing unit will be on left unless otherwise specified.
- **REMOTE MODELS** - include all of the above with the exception of condensing unit and condensate evaporator pan. Expansion valve shipped loose. No pre-wiring.

**OPTIONS**

- MTP** -----14 gauge stainless steel top with marine edge four sides
- A** -----21" high base for curb installation. Drawers accommodate 6" deep pans (see model guide).
- DOORS**-----see model guide
- MDS3** -----exclusive three pan drawer
- 6LG** -----6" x 1-5/8" stainless steel legs with adjustable bullet feet
- CST** -----casters
- SSE** -----full stainless steel ends
- AS** -----full stainless steel back and bottom
- PL** -----padlock locking system
- F** -----freezer
- FF** -----fish file system
- EVP** -----condensate evaporator (remote only)
- DT** -----dual temp
- M** -----customized
- PP** -----Pre-piped & pre-wired. Refrigeration, plumbing and electrical will be stubbed out at required location by specifying one of the following: LE-left end, RE-right end, BL-back left, BR-back right.

**Model Number Guide**

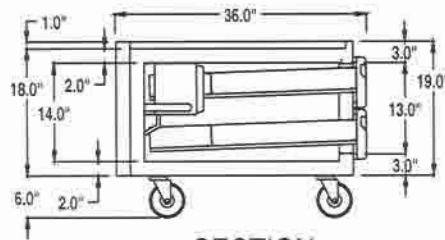
Use this guide to create the model specific to your needs.



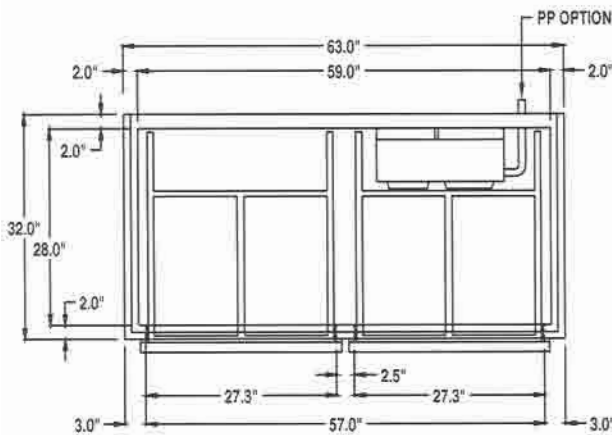


**LR MODELS**

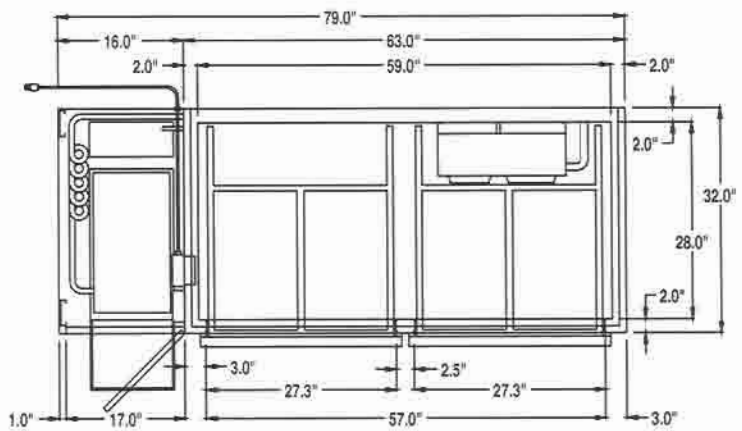
**Low Height Cooktop Refrigerators**



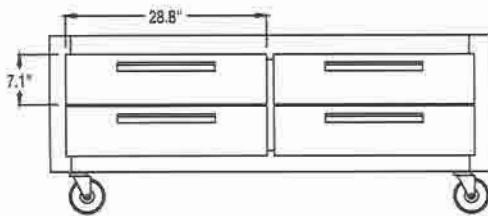
SECTION



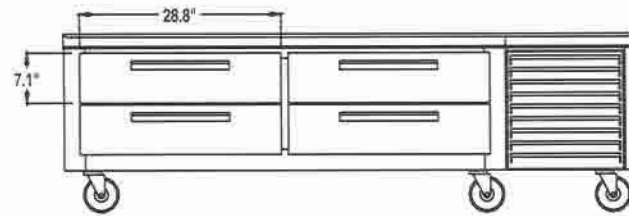
LRR-04



LRS-04



ELEVATION



ELEVATION

	MODEL	DRAWERS	O.A. CABINET DIMENSIONS			COMPRS.	ELECTRICAL			SHIP		
			LENGTH	DEPTH	HEIGHT		HP.	AMPS	VOLTAGE	PHASE	BTUs	WEIGHT
SELF CONT. REMOTE	LRR-02	2	33-1/4"	32"	19"	—	0.73	115v	SINGLE	1000	350	15
	LRR-04	4	63"	32"	19"	—	1.5	115v	SINGLE	1300	450	28
	LRR-06	6	92 3/4"	32"	19"	—	1.9	115v	SINGLE	2400	600	42
	LRR-08	8	122 1/2"	32"	19"	—	3	115v	SINGLE	3400	870	56
	LRS-02	2	49-1/4"	32"	19"	1/4	9.1	115v	SINGLE	—	<b>440</b>	24
	LRS-04	4	79"	32"	19"	1/3	11	115v	SINGLE	—	540	37
	LRS-06	6	108 3/4"	32"	19"	1/2	13.9	115v	SINGLE	—	690	51
	LRS-08	8	138 1/2"	32"	19"	3/4	14.9	115v	SINGLE	—	960	65