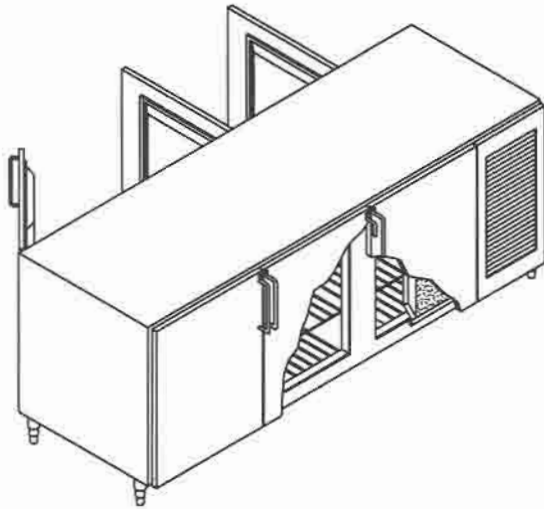




BBP MODELS

30" Wide x 37" High Pass-Thru Backbar Refrigerator & Dry Cabinet



PROJECT _____
 ITEM NO. _____
 QTY. _____

DOORS	REMOTE		SELF-CONTAINED		DRY STORAGE	
	MODEL	LENGTH	MODEL	LENGTH	MODEL	LENGTH
<input type="checkbox"/> 1	BBPR-1	25-1/2"	BBPS-1	40-1/2"	DSP-1	24"
<input type="checkbox"/> 2	BBPR-2	48"	BBPS-2	63"	DSP-2	48"
<input type="checkbox"/> 3	BBPR-3	72"	BBPS-3	87"	N/A	N/A
<input type="checkbox"/> 4	BBPR-4	96"	BBPS-4	111"	N/A	N/A

Please specify door style when ordering by adding door style code to end of model number example: BBPS-4SD

FL- prepared for field laminated
 L- factory laminated
 SD- stainless steel
 GL- glass
 PC- powder coat painted

STANDARD FEATURES

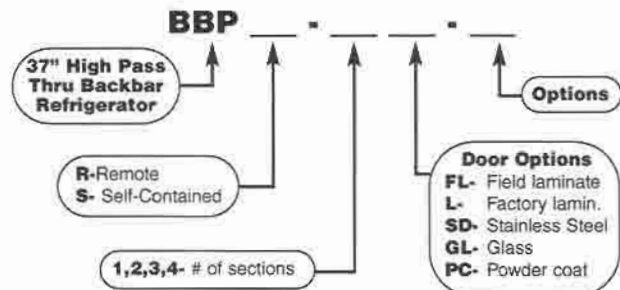
- **ALL WELDED CONSTRUCTION**
- **TOP** - 18 gauge galvanized sub-top.
- **EXTERIOR FRONT & SIDES & INTERIOR** - 20 gauge #304 s/s stainless steel. Back and bottom are 18 gauge galvanized.
- **DOOR PANS** - 20 gauge #304 18-8 s/s with magnetic gasket.
- **DOOR HARDWARE** - Exclusive heavy-duty 12 gauge stainless steel pivot hinges with attractive chrome door pull and locks.
- **INSULATION** - 2" thick polyurethane shot-in-place foam (NO CFC's)
- **BREAKER STRIP** - Exclusive Foam-Locked breaker strip permanently installed without mechanical fasteners.
- **SHELVING** - Two adjustable, vinyl coated wire shelves per door section.
- **SELF-CONTAINED REFRIGERATION** - fully balanced hermetic condensing unit is provided with evaporator coil, TX valve, thermostat, gravity defrost system and condensate evaporator.
- **REMOTE MODELS** - include all of the above with the exception of condensing unit and condensate evaporator pan. Expansion valve shipped loose. No pre-wiring.
- **INTERIOR LIGHTS** - Option bulb type L.

OPTIONS

- STP** -----finished 18 gauge s/s top
- 6LG** -----6" x 1-5/8" stainless steel legs with adjustable bullet feet
- CST** -----casters
- TK** -----stainless steel toe kick plate
- SSS** -----stainless steel wire shelves
- AS** -----all stainless steel construction
- BH** -----brass hardware
- F** -----freezer
- RCND** -----remote condensing unit
- EVP** -----condensate evaporator (remote only)
- DT** -----dual temp
- M** -----customized
- PP** -----Pre-piped & pre-wired. Refrigeration, plumbing and electrical will be stubbed out at required location by specifying one of the following; LE-left end, RE-right end.
- L** -----lights pre-wired

Model Number Guide

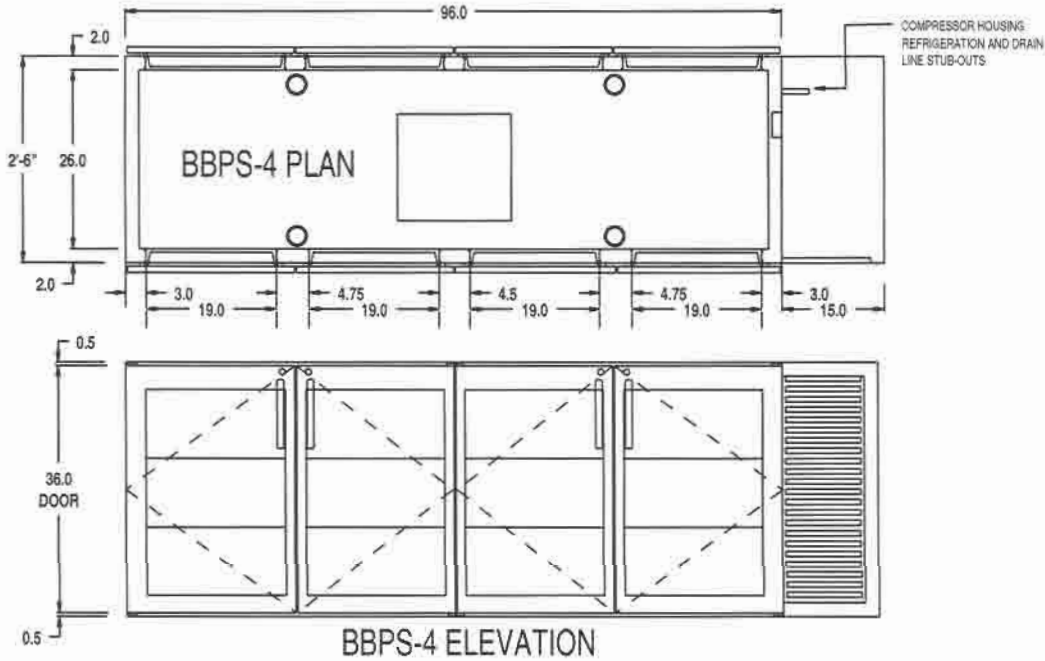
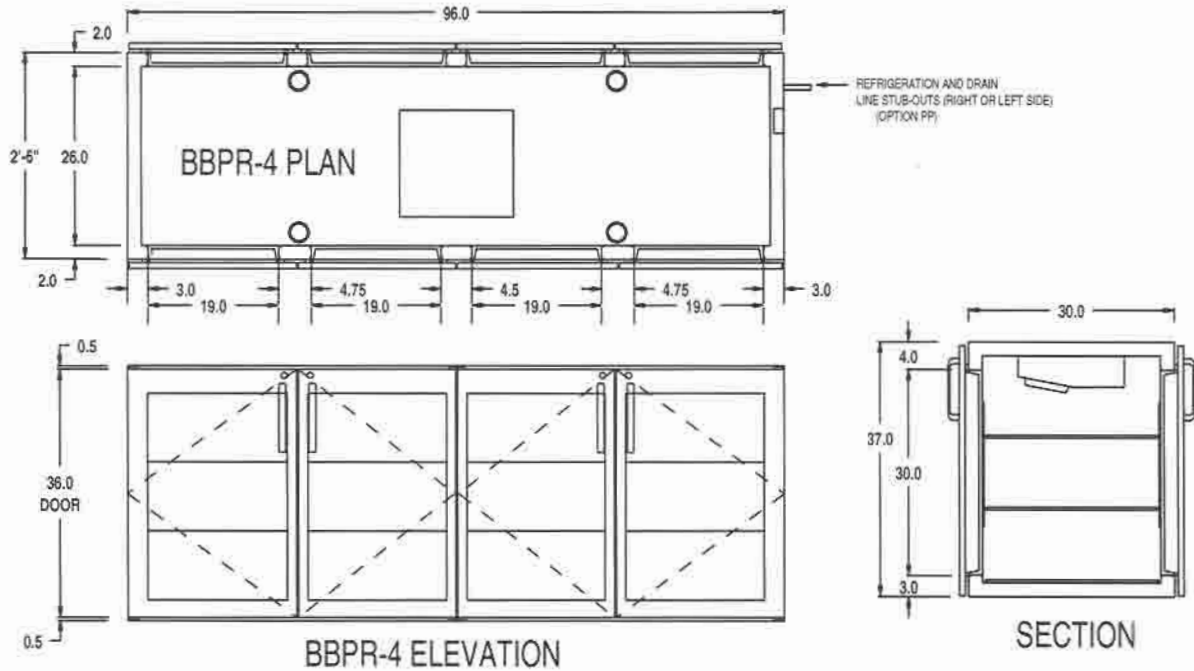
Use this guide to create the model specific to your needs.





BBP MODELS

30" Wide x 37" High Pass-Thru Backbar Refrigerator & Dry Cabinet



MODEL	DOOR	O.A. CABINET DIMENSIONS			COMPRS.	ELECTRICAL			SHIP		
	SECTIONS	LENGTH	DEPTH	HEIGHT	HP.	AMPS	VOLTAGE	PHASE	BTUs	WEIGHT	CUBE
BBPR-1	2	25-1/2"	30"	37"	—	1.8	115v	SINGLE	1250	420	33
BBPR-2	4	48"	30"	37"	—	3.6	115v	SINGLE	1600	540	44
BBPR-3	6	72"	30"	37"	—	4.1	115v	SINGLE	2500	660	55
BBPR-4	8	96"	30"	37"	—	5.1	115v	SINGLE	3800	780	80
BBPS-1	2	40-1/2"	30"	37"	1/3	11.5	115v	SINGLE	—	510	33
BBPS-2	4	63"	30"	37"	1/3	11.5	115v	SINGLE	—	640	44
BBPS-3	6	87"	30"	37"	1/2	13	115v	SINGLE	—	760	55
BBPS-4	8	111"	30"	37"	3/4	16.2	115v	SINGLE	—	880	80
DSP-1	1	25-1/2"	24"	32"	—	—	—	—	—	275	33
DSP-2	2	48"	24"	32"	—	—	—	—	—	400	44

DRY SELF CONT. REMOTE